




SEBA Staff Gauges

Visual Indication of Surface Water Level for
Rivers, Streams, Channels, Reservoirs, and Weirs

Key Features

- Aluminium-cast with embossed E-pattern
- Length per unit: 1m
- Available measuring ranges: 0 to 12m
- Rugged and weather resistant design, non-corrosive




Staff Gauge
(Standard version)



Customized staff gauge




Mounted on bridge pier



Inclined staff gauge



Lakeside installation



Customized Labelling

Technical Description

Quick and easy readability of surface water level



A **staff gauge** is a common standard equipment for surface water level measurements. Staff gauges are visual indicators to determine the surface water level and are implemented in rivers, streams, channels, reservoirs and dams.

Technical Details:

Lacquering:	Special yellow lacquer Shock-resistant and weatherproof Black scaling and labelling
Total width:	150 mm
Unit length:	1m length, 5mm width non-corrosive aluminium-cast
E-pattern	for 10m range: 2 mm massive embossed 2 cm E-pattern and dm-labelling from 10m range upwards: m- and dm-labelling
Mounting:	with 9mm perforations on top and bottom of 1m staff

Special Designs



Besides the standard products, SEBA Hydrometrie can also offer tailor-made staff gauges.

If you have any more questions, please do not hesitate to contact our sales team.

Possible technical variations also include:

- Vertical-staff gauge
- Horizontal-staff gauge
- Inclined-staff gauge
- Step-staff gauge



The right is reserved to change or amend the foregoing technical specification without prior notice.



SEBA Hydrometrie GmbH

Gewerbestr. 61a • D-87600 Kaufbeuren/GERMANY

Tel.: +49 (0)8341 / 9648-0

Fax: +49 (0)8341 / 9648-48

Email: info@seba.de

Internet: www.seba.de

represented by: